

# Summary

In 2013 a new record was set, as the number of passengers travelling from/to and via Amsterdam Airport Schiphol totalled 52.6 million; +3.0% more than the year before. The number of air transport movements increased by +0.5% to 425,565 and cargo traffic increased by +3.2% to over 1.5 million tonnes.



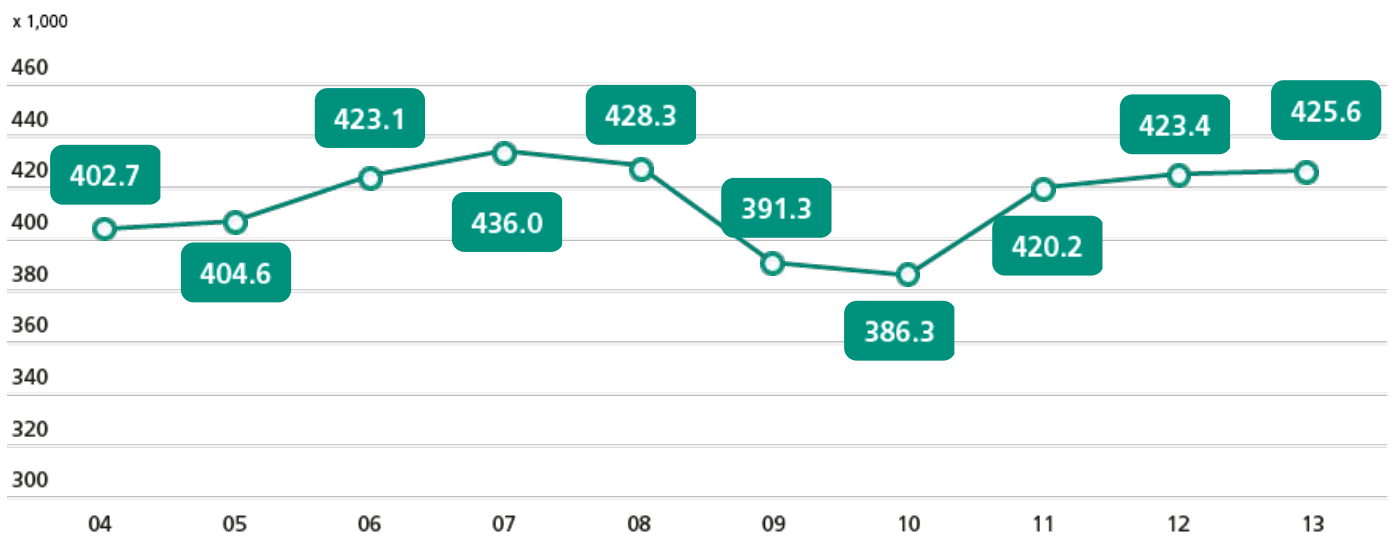
## → Traffic and transport summary

	2013	Compared to 2012 in %
<b>Air transport movements (excl. general aviation)</b>	<b>425,565</b>	<b>0.5%</b>
- scheduled services	396,101	0.7%
- non-scheduled services	29,464	- 2.4%
- passenger services	409,942	0.5%
- full-freighter services	15,623	0.5%
General aviation	14,492	- 0.0%
<b>Total air transport movements (incl. general aviation)</b>	<b>440,057</b>	<b>0.5%</b>
<b>Passenger transport (incl. transit-direct 1x)</b>	<b>52,569,200</b>	<b>3.0%</b>
- scheduled services	48,682,009	3.1%
- non-scheduled services	3,887,191	1.3%
- domestic	0	- 100.0%
- europe	35,684,871	2.9%
- intercontinental	16,884,329	3.0%
Transit-direct passengers	41,501	- 30.8%
<b>Passenger transport (excl. transit-direct)</b>	<b>52,527,699</b>	<b>3.0%</b>

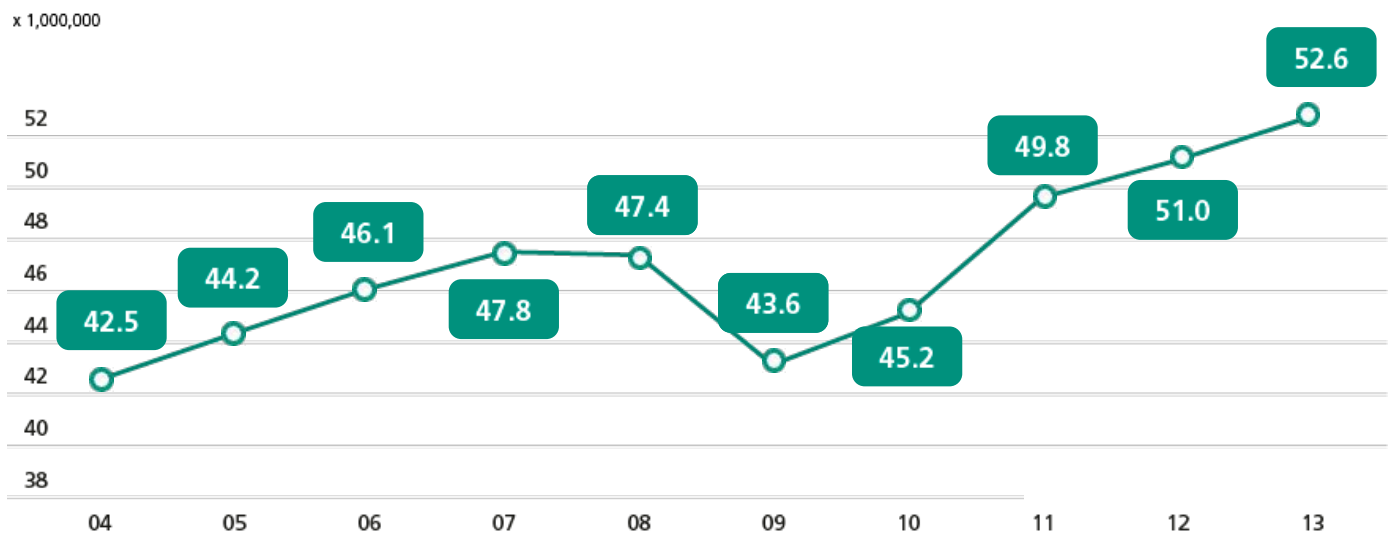
<b>Cargo transport (tonnes)</b>	<b>1,531,089</b>	<b>3.2%</b>
- inbound	774,481	3.0%
- outbound	756,607	3.4%
- passengers services	605,044	- 0.6%
- full-freighter services	926,045	5.9%

<b>Mail transport (tonnes)</b>	<b>34,872</b>	<b>22.9%</b>
--------------------------------	---------------	--------------

Air transport movements annual totals

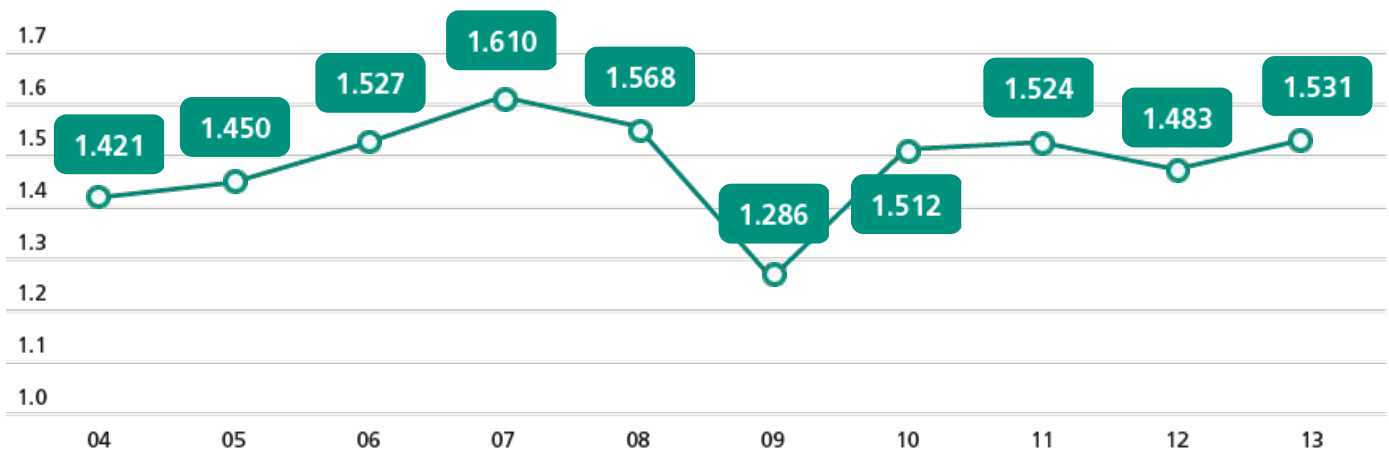


Passenger transport annual totals



## Cargo transport annual totals

x 1,000,000 tonnes



## → Traffic and transport summary per continent

	Air transport movements	Compared to 2012 in %	Passengers (incl. Transit-direct)	Compared to 2012 in %	Cargo (tonnes)	Compared to 2012 in %
E.U.*)	280,249	- 0.3%	28,889,410	2.8%	35,173	8.9%
Rest of Europe	61,117	3.5%	6,795,461	3.5%	101,860	- 4.1%
<b>Total Europe</b>	<b>341,366</b>	<b>0.4%</b>	<b>35,684,871</b>	<b>2.9%</b>	<b>137,034</b>	<b>- 1.1%</b>
North America	24,966	0.3%	5,775,104	3.8%	254,646	- 2.4%
Latin America	10,238	0.5%	2,429,340	6.2%	171,215	- 1.4%
Africa	16,017	- 0.8%	2,736,458	- 2.4%	168,586	- 4.7%
Middle East	9,923	6.8%	1,550,754	10.0%	198,166	15.1%
Asia	23,055	1.5%	4,392,673	2.0%	601,442	7.2%
<b>Total intercontinental</b>	<b>84,199</b>	<b>1.1%</b>	<b>16,884,329</b>	<b>3.1%</b>	<b>1,394,055</b>	<b>3.7%</b>
<b>Grand total</b>	<b>425,565</b>	<b>0.5%</b>	<b>52,569,200</b>	<b>3.0%</b>	<b>1,531,089</b>	<b>3.2%</b>

\*) The 28 official members of the European Union